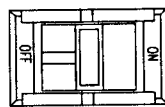
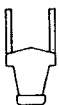
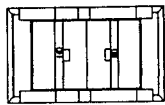
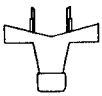
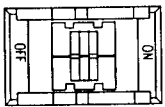


NOTE B: DELTA HAS USED A NUMBER OF DIFFERENT TYPES OF SWITCHES FOR PRODUCTION. ALL SWITCHES ARE INTERCHANGEABLE BUT THE KEYS ARE DIFFERENT. REPLACEMENT SWITCHES COME COMPLETE WITH KEY. IF A REPLACEMENT KEY IS NEEDED, REFER TO DRAWING BELOW TO SELECT THE PROPER ONE.



400-06-068-0001

400-06-068-0002

1343758

Parts List for 37-190 Type 2

Item Number	Part Number	Description	Qty Required
1	1340195	BAR	3
2	37-658	KNIFE	1
3	1340196	KNIFE SCREW	12
4	1340112	PULLEY	1
5	909544	SUPPORT	1
6	1086894S	BEARING	1
7	1340114	KEY	1
8	1246158	SET SCREW	6
8	1330112	NUT	6
9	1243321	SCREW	2
10	737191	CTRHEAD ASSY/37-190	1
10	1340115	CUTTERHEAD	1
11	920040105355	BEARING	1
12	909545	SUPPORT	1
13	1340117	STUD	2
14	1243360	LOCKWASHER	2
15	1243496	NUT-STEEL	2
15	891903	HEX WRENCH 2.5MM	1
15	1343918	8X10 OPEN END WRENCH	1
16	1340118	STOP SCREW	1
17	1246122	CAP SCREW	2
18	330015-03	NUT,HEX	1
19	905787	BLOCK	1
20	330015-03	NUT,HEX	2
21	1246150	SET SCREW	2
22	1340120	LOCKSCREW	1
23	1243456	NUT	4

Parts List for 37-190 Type 2

Item Number	Part Number	Description	Qty Required
24	1246187	SET SCREW	4
25	1340121	GIB	2
26	37-108	JOINTER PUSH BLOCK	1
27	1310055	SET SCREW	2
28	1347020	WASHER	1
29	1345859	SCREW	1
30	1340622	WASHER	1
31	1340122	KNOB	1
32	1340123	COLLAR	1
33	1313194	WAVE WASHER	1
34	1340124	BLOCK	1
35	488813-00	LOCK WASHER	2
36	1246006	CAP SCREW	2
37	1340125	SCREW SHAFT	1
38	1340126	GUARD	1
38	1246008	SET SCREW	1
39	A16033	WARNING LABEL	1
41	1340127	INDEX PIN	1
42	1340128	SPRING	1
43	1340129	PLUNGER HOUSING	1
44	1340130	BALL KNOB	1
45	000000-00	No Longer Available	1
46	488855-00	SCREW	1
47	1340132	PLATE	1
48	1340133	SPRING	1
49	1340134	CUP	1
50	000000-00	No Longer Available	1

Parts List for 37-190 Type 2

Item Number	Part Number	Description	Qty Required
51	1310161	SCREW	3
52	905788	BLOCK	1
53	1310016	DR. SCREW	2
54	1340137	SCALE	1
55	1340138	LOCK LEVER	1
56	1246122	CAP SCREW	3
57	000000-00	No Longer Available	1
58	1340139	PIN	1
59	1340140	BRACKET	1
60	1342125	SOC HD CAP SC	1
61	488813-00	LOCK WASHER	1
62	1330258	RETAIN-EXTERNAL RING	3
63	1340141	LINK	1
64	1340142	SPECIAL BOLT	1
66	1243476	NUT	1
67	1340143	LEVER ROD	1
68	1340144	KNOB	1
69	1243339	SCREW	2
70	905795	BLOCK	1
71	1340146	SHAFT	1
71	1246027	EXT RET RING	1
72	1340147	DUST CHUTE	1
72	000000-00	No Longer Available	1
74	491940-00	HEX WRENCH	1
75	884299	HEX WRENCH (5MM)	1
90	905660	FENCE	1
90	1340197	FENCE ASSY	1

Parts List for 37-190 Type 2

Item Number	Part Number	Description	Qty Required
91	1340149	KNOB	1
92	1340150	STUD	1
93	1340151	SPECIAL SCREW	2
94	1313194	WAVE WASHER	2
95	1340622	WASHER	2
96	905701	LEAF GUARD	2
97	1340153	LOCK LEVER	1
98	1340154	BLOCK	1
99	1340155	BLOCK	1
100	488772-00	HEX HEAD SCREW	2
101	1243456	NUT	1
102	000000-00	No Longer Available	1
103	1330200	SCREW	3
104	1243530	SCREW	2
105	1340157	COLLAR	1
106	905728	SHAFT	1
107	1340159	INDEX COLLAR	1
108	1347005	CAUTION LABEL	1
109	1340161	SHAFT	1
111	1246184	ROLL PIN	1
112	1340162	BALL KNOB	1
113	1340163	SPRING	1
114	1340164	INDEX PIN	1
115	1246055	CAP SCREW	1
116	1345980	NUT	1
117	1340165	INDEX COLLAR	1
118	1340166	LOCK LEVER	1

Parts List for 37-190 Type 2

Item Number	Part Number	Description	Qty Required
119	1340637	WASHER	1
120	905736	COVER	1
121	1243554	SCREW	2
122	905737	CAP	1
123	1246045	MACH SCREW	1
124	1342125	SOC HD CAP SC	1
125	910254	GUARD	1
126	905770	BAR	1
127	1340194	SCREW	4
128	905769	SUPPORT	1
129	1347065	PIN	1
130	1243530	SCREW	1
140	905659	DUST OUTLET	1
141	905780	COVER	1
141	000000-00	No Longer Available	1
142	1347072	WING SCREW	2
143	901110200834S	CARRIAGE BOLT	4
144	1340175	DUST CHUTE	1
145	901110200834S	CARRIAGE BOLT	2
146	901110200834S	CARRIAGE BOLT	2
147	904010331451	WASHER	4
148	902010101300S	HEX NUT	4
149	1340176	MOTOR PULLEY	1
150	1342579	KEY	1
151	488874-00	LOCK WASHER	4
152	1246045	MACH SCREW	4
153	905777	BELT COVER	1

Parts List for 37-190 Type 2

Item Number	Part Number	Description	Qty Required
154	1310055	SET SCREW	2
155	000000-00	No Longer Available	1
156	1340179	V-BELT	1
157	1340180	BRACE	1
158	902010101300S	HEX NUT	36
159	904010331451	WASHER	36
160	901110200834S	CARRIAGE BOLT	32
161	1340181	LEG	4
162	905835	BRACE	2
163	1340183	BRACE	2
164	1243360	LOCKWASHER	3
165	1340184	SPECIAL STUD	3
166	1340185	BRACE	1
167	1340186	BRACE	2
168	1340187	PLASTIC FOOT	4
169	1340188	MOTOR CORD	1
170	1340189	POWER CORD	1
171	1340190	CLAMP	2
172	1340191	BOX	1
173	1243569	NUT	2
174	488983-00	LOCK WASHER	4
175	1347527	SCREW	2
176	1330398	SCREW	3
177	1243569	NUT	2
178	1246102	FL. WASHER	2
179	000000-00	No Longer Available	1
180	1347527	SCREW	2

Parts List for 37-190 Type 2

Item Number	Part Number	Description	Qty Required
181	489105-00	SWITCH	1
182	1343758	KEY	1