


54-40-1813



SERVICE




PARTS LIST

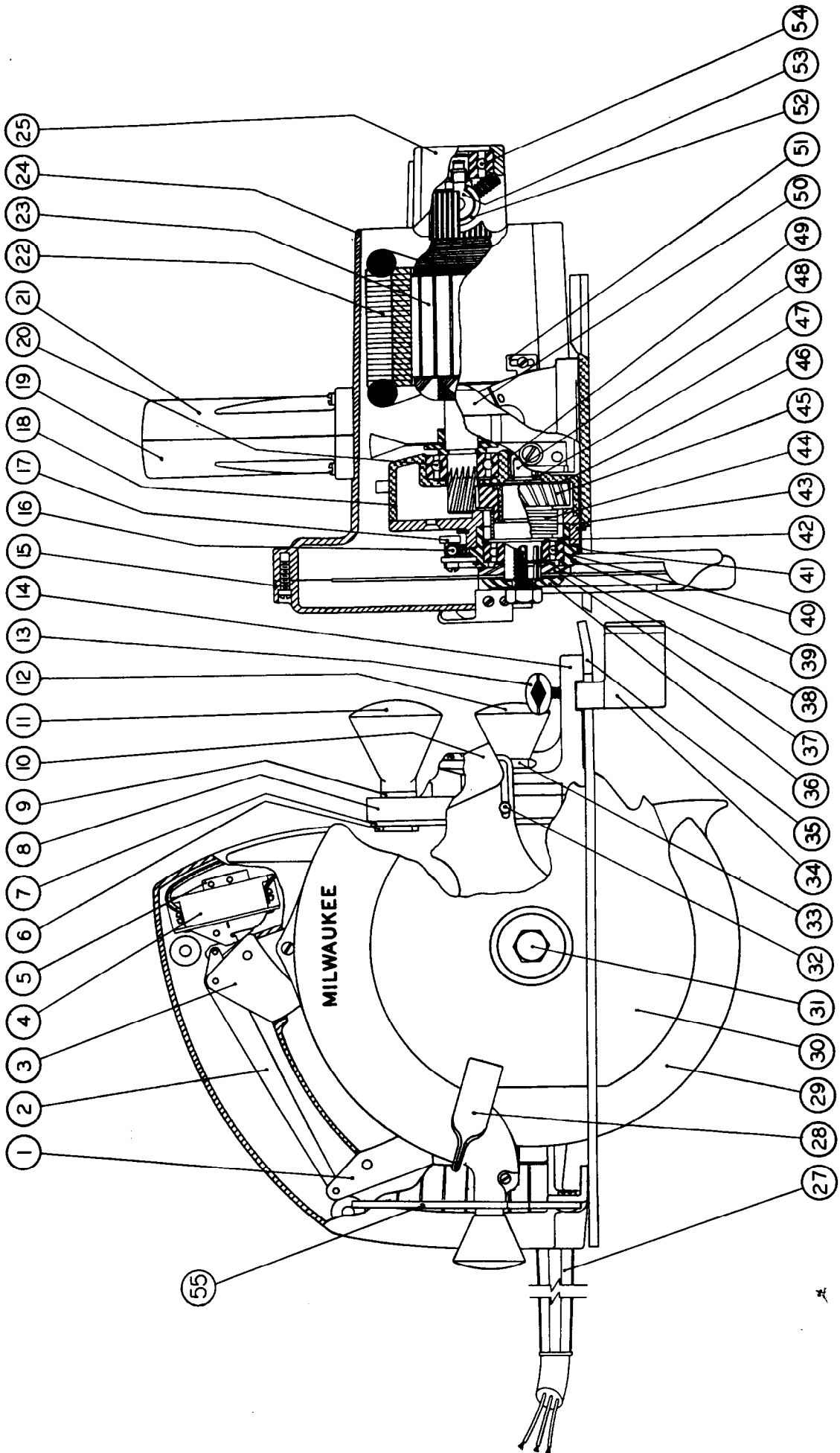
Catalog No.

6293

**6 1/2" MITER SAW
WITH BLADE AT RIGHT**



MILWAUKEE ELECTRIC TOOL CORPORATION





SERVICE PARTS LIST

BUL. 54-40-1813

6-1/2" RIGHT HAND MITER SAW

REVISED BUL 6309-4 DATE April '68

Catalog No. 6293

Starting Serial No. **309-4630**

WIRING INSTR. **58-01-0460**

Both Model and Serial No. must be furnished to obtain correct parts.

DATED 9/3/65

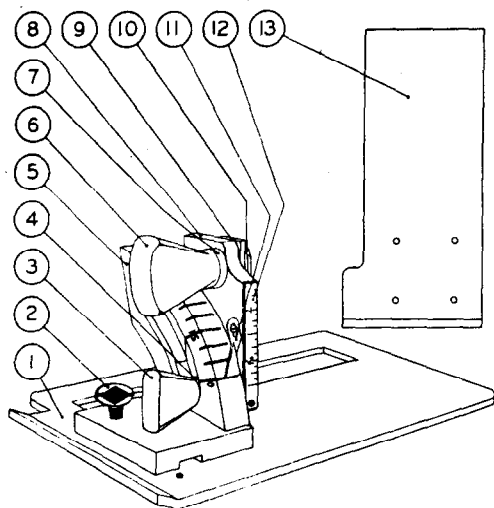
ILLUSTRATED PARTS

FIG.	PART NO.	DESCRIPTION OF PART	NO.REQ.	FIG.	PART NO.	DESCRIPTION OF PART	NO.REQ.
1	28-92-0161	Bottom Trigger		29	28-41-0442	Saw Guard Assembly	
2	44-14-0060	Stamped Trigger Links	(2)	30		6 1/2" Saw Blades (See Catalog)	
3	28-92-0151	Top Trigger		31	06-75-0475	3/8-24 x 3/4 Hex. Hd. Blade Bolt	
4	23-66-0430	Switch		32	44-94-0090	Front Guard Pivot Rod	
★ 5	42-28-0150	Switch Mounting Block		★ 33	45-88-0240	Miter Plate Adj. Knob Washer	(2)
6	45-58-0140	Depth Adj. Stud		34	49-02-0050	Rip Fence	
7	43-56-0080	Depth Adj. Guide Plate		35	49-63-0070	Saw Shoe	
8	28-08-0041	Miter Plate Adj. Block		36	45-88-0290	Spindle Washer	
9	45-88-0431	Depth Adj. Knob Washer		37	43-34-0080	Spindle Flange	
10	43-54-0151	Front Guard		38	34-60-1500	Spindle Ret. Ring	
11	43-98-0110	Depth Adj. Knob		39	34-60-2200	Guard Ret. Ring	
★ 12	43-98-0080	Miter Plate Adj. Knob	(2)	40	02-08-0625	Spindle Ball Bearing	
13	06-87-2500	1/4-20 x 1/2 Rip Guide Thumb Screw		41	45-88-0280	Spindle Drive Spring Washer	
14	28-72-5041	Miter Plate		42	34-80-2500	Spindle Ball Bearing Ret. Ring	
★ 15	28-20-2506	Upper Guard Cover		43	28-72-1041	Bearing Plate	
16	40-50-4500	Lower Guard Spring		44	40-50-4600	Spindle Drive Spring	
17	45-58-0150	Guard Spring and Bumper Stud		45	32-75-2401	Spindle Gear	
18	28-28-1281	Diaphragm		46	34-60-1290	Spindle Gear Ret. Ring	
19	14-34-0131	Right Handle Half (See Item No. 21)		47	45-88-0440	Gear Retaining Washer	
20	02-04-1340	Armature Ball Bearing (Pinion End)		48	38-50-4351	Spindle	
21	14-34-0131	Left Handle Half (Sold with Item No. 19)		49	02-50-2020	Spindle Needle Bearing	
22	18-62-1050	Field Assembly		50	43-56-0070	Depth Adj. Guide Plate	(2)
23	16-62-1050	Armature Assembly		51	43-82-0060	Depth Indicator	(2)
24	28-50-6031	Motor Housing		52	22-22-0190	Brush Holder Assembly	(2)
★ 25	42-92-0131	Housing End Cover		53	22-18-0300	Carbon Brush Assembly	(2)
27	22-64-0340	Cord Set with Strain Relief		54	02-04-0965	Armature Ball Bearing (Comm. End)	
★ 28	43-62-0390	Saw Guard Handle		★ 55	42-36-0672	Pivot Bracket Assy.	

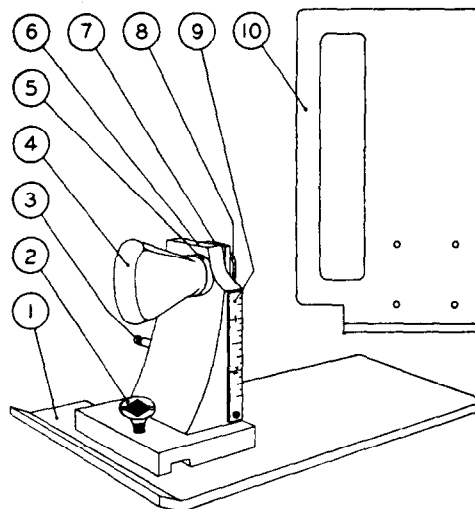
MISCELLANEOUS PARTS NOT SHOWN

PART NO.	DESCRIPTION OF PART	NO.REQ.	PART NO.	DESCRIPTION OF PART	NO.REQ.
12-98-5800	Replacement Name Plate		06-81-8050	8-32x3/8 Flat Hd. Depth Adj. Guide Mt. Sc.	(6)
12-98-6005	Depth Adjusting Scale		06-81-8625	6-32 x 1/4 Rd. Hd. Brass Ground Screw	
40-50-4700	Front Guard Spring		06-81-7025	10-24 x 3/4 Fil. Hd. Diaphragm Mt. Screws	(2)
42-38-0070	Guard Bumper		06-83-2650	1/4-20 x 3/8 Hd. less Brush Holder Set Screws	(4)
43-82-0050	Miter Indicator		06-81-4550	6-32 x 1/8 R. H. Front Guard Spring Mount Screw	
49-96-6300	Saw Wrench		06-65-1575	5/32 x 7/8 Dowels - Trigger Pivot Pins	(2)
49-96-6400	1-3/8 Open End Wrench		06-65-1527	Roll Pin Trigger Link Dowels	(2)
48-55-1080	Carrying Case		06-65-1525	Roll Pin Trigger Link Dowel	
06-75-2401	10-32 x 1/2 Nylak Adj. Screws	(2)	★ 06-81-2575	8-32 x 1/2 Flat Hd. Miter Plate Mount Screws	(6)
06-81-5200	6-32 x 1/4 Washer Hd. Switch Mtg. Screw		06-81-4425	4-40 x 3/16 Rd. Hd. Depth Adj. Scale Mt. Scs.	(2)
06-81-3700	8-32x7/8 Oval Hd. Switch Handle Assy. Scr.(4)		06-81-8100	10-24x1-3/8 Flat Hd. Diaphragm Mt. Screws	(2)
06-81-5200	6-32 x 1/4 Washer Hd. Miter Indicator Mount Sc.		06-81-4430	4-40x5/16 Rd. Hd. Lexon Cover Mount Scs.	(2)
06-81-5200	6-32 x 1/4 Washer Hd. Depth Indicator Mount Sc.		06-81-4425	4-40x3/16 Rd. Hd. Name Plate Screws	(2)
06-81-5800	6-32x5/16 Fil. Hd. Guard Hd. Mount Screw (2)		06-81-6750	8-32x2 1/2 Fil. Hd. Field Screws	(2)
06-81-5850	6-32 x 5/8 Fil. Hd. Switch Block Mtg. Screw(2)		22-90-0050	Grommet	
06-81-6050	8-32 x 5/16 Fil. Hd. Bumper Mount Screw		12-98-5900	Identification Label	
06-81-6150	8-32 x 1/2 Fil. Hd. Spring and Bumper Stud Mt. Sc.		22-40-0070	Carbon Brush Assy. Ret. Clip	(2)
06-81-6200	8-32 x 5/8 Fil. Hd. Handle Mount Screws (4)		40-50-5600	Depth Adj. Knob Tension Spring	
06-81-8050	8-32x3/8 Flat Hd. Bearing Plate Mount Sc. (2)		★ 40-50-5700	Miter Adj. Knob Tension Spring	(2)
★ 06-81-6250	8-32x3/4" Fil. Hd. Upper Guard Mount Scrs.		23-16-0300	Lead Insulator	
23-16-0310	Switch Insulator				
★ 06-81-6150	8-32x1/2" Fil. Hd. Upper Guard Mount Sc. (2)				
★ 06-81-4430	4-40x1/4" Rd. Hd. Lexon Cover Mount Scs. (2)				
★ 48-03-0010	Plug Adaptor				
★ 06-97-1800	Lock Washer	(4)			

SHOE ASSEMBLIES



RIGHT HAND MITER SAW SHOE ASSEMBLIES



RIGHT HAND CUT-OFF SAW SHOE ASSEMBLIES

WRAP-AROUND SHOE ASSEMBLY 49-63-1020

(Includes all items but No. 13)

OPEN SHOE ASSEMBLY 49-63-1010

(Includes all items but No. 1)

FIG.	PART NO.	DESCRIPTION OF PART
1	49-63-0070	Wrap-Around Saw Shoe (Aluminum)
2	06-87-2500	1/4-20x1/2 Rip Guide Thumb Screw
3	43-98-0080	Miter Plate Adj. Knob
4	45-88-0240	Miter Plate Adj. Knob Washer
5	28-72-5041	Miter Plate
6	43-98-0110	Depth Adj. Knob
7	45-88-0431	Depth Adj. Knob Washer
8	28-08-0041	Miter Plate Adj. Block
9	43-56-0080	Depth Adj. Guide Plate
10	45-58-0140	5/16-18 Depth Adj. Stud
11	43-82-0050	Miter Indicator
12	12-98-6005	Depth Adj. Scale
13	49-63-0080	Open Saw Shoe (Aluminum)

MISCELLANEOUS PARTS NOT SHOWN

PART NO.	DESCRIPTION OF PART
06-81-4425	4-40x3/16 Rd.Hd. Depth Adj. Scale Mtg. Scs. (2)
06-81-5200	6-32x1/4 Washer Hd. Miter Ind. Mtg. Screw
06-81-2575	8-32x1/2 Flat Hd. Miter Plate Mt. Screws (4)
06-81-8050	8-32x3/8 Flat Hd. Depth Adj. Guide Mtg. Scs. (2)
44-94-0090	Front Guard Pivot Rod
06-75-2401	10-32x1/2 Socket Hd. Miter Block Adj. Sc.
40-50-5600	Depth Adj. Knob Tension Spring
40-50-5700	Miter Adj. Knob Tension Spring

OPEN SHOE ASSEMBLY 49-63-1110

(Includes all items but No. 10)

WRAP-AROUND SHOE ASSEMBLY 49-63-1120

(Includes all items but No. 1)

FIG.	PART NO.	DESCRIPTION OF PART
1	49-63-0080	Open Saw Shoe (Aluminum)
2	06-87-2500	1/4-20x1/2 Rip Guide Thumb Screw
3	44-94-0090	Front Guard Pivot Rod
4	43-98-0110	Depth Adj. Knob
5	45-88-0431	Depth Adj. Knob Washer
6	28-72-2001	Depth Adj. Plate
7	43-56-0080	Depth Adj. Guide Plate
8	45-58-0140	5/16-18 Depth Adj. Stud
9	12-98-6005	Depth Adj. Scale
10	49-63-0070	Wrap-Around Saw Shoe (Aluminum)

MISCELLANEOUS PARTS NOT SHOWN

PART NO.	DESCRIPTION OF PART
06-81-4425	4-40x3/16 Rd.Hd. Depth Adj. Scale Mtg. Scs. (2)
06-81-2575	8-32x1/2 Depth Adj. Plate Mtg. Screws (4)
06-81-8050	8-32x3/8 Flat Hd. Depth Adj. Guide Mt. Scs. (2)
40-50-5600	Depth Adj. Knob Tension Spring

IF COMPLETE SHOE ASSEMBLIES ARE NOT ORDERED AND IT IS NECESSARY TO CHANGE FROM A MITER SHOE ASSEMBLY TO A CUT-OFF SHOE ASSEMBLY OR FROM CUT-OFF TO MITERING, THE FOLLOWING PARTS ARE NECESSARY.

TO CHANGE FROM CUT-OFF TO MITER

PART NO.	DESCRIPTION OF PART
43-98-0080	Miter Plate Adj. Knob
45-88-0240	Miter Plate Adj. Knob Washer
28-72-5041	Miter Plate
28-08-0041	Miter Plate Adj. Block
43-82-0050	Miter Indicator
06-81-5200	6-32x1/4 Washer Hd. Miter Indicator Mt. Sc.
06-75-2401	10-32x1/2 Socket Hd. Miter Block Adj. Sc.
40-50-5700	Miter Adj. Knob Tension Spring

TO CHANGE FROM MITER TO CUT-OFF

PART NO.	DESCRIPTION OF PART
28-72-2001	Depth Adj. Plate

Both Model and Serial Number must be furnished to obtain correct parts.

MILWAUKEE ELECTRIC TOOL CORPORATION

13135 WEST LISBON ROAD

BROOKFIELD, WISCONSIN 53005