

Universal Rotary Hammer - 0 611 227 039 - GBH 38

www.powertools-aftersaleservice.com



BOSCH

Item	Part Number	Description	Illustration	Price	Quantity	Price Group
1	1 615 102 142	Motor Housing BLUE	1	-,-	1	29
2	1 614 220 131	Field 115-120V	1	-,-	1	34
4	1 617 200 048	Switch	1	-,-	1	28
4/10	2 910 011 088	Socket head cap screw DIN 84-AM3,5x12-5.8	1	-,-	2	10
5	1 604 460 133	Power supply cord USA/CDN 2,15m 2 x 2,08mm SJ 14/2	1	-,-	1	27
6	1 610 703 053	Grommet Ø9,7-Ø12x89 MM	1	-,-	1	13
6	3 600 703 011	Grommet Ø9,2-Ø12x120 MM	1	-,-	1	13
7	1 601 302 018	Fastening Clamp	1	-,-	1	11
9	1 611 110 674	Manufacturer's nameplate	1	-,-	1	13
13	1 610 900 025	Deep-Groove Ball Bearing 7x22x7	1	-,-	1	22
14	1 610 905 007	Deep-Groove Ball Bearing 12x32x10	1	-,-	1	27
15	1 616 610 071	Fan	1	-,-	1	23
19	1 615 806 090	Guide Tube	1	-,-	1	46
20	1 618 597 060	Toolholder	1	-,-	1	45
21	1 610 508 017	Protective Cap	1	-,-	1	15
22	1 610 591 009	Protection Sleeve	1	-,-	1	17
23	1 610 520 001	Stop Sleeve	1	-,-	1	24
25	1 612 300 027	Stopping Device	1	-,-	2	22
26	1 610 290 025	Indexing Disk	1	-,-	1	19
27	1 610 222 008	Retaining snap ring	1	-,-	1	21
28	1 614 621 000	Compression Spring	1	-,-	1	13
29	1 614 616 008	Compression Spring	1	-,-	1	13
30	1 610 250 007	Ball Race	1	-,-	1	26
31	1 610 390 015	Spacer Tube	1	-,-	1	15
32	1 610 202 016	Cylinder Sleeve	1	-,-	1	23
34	1 610 102 622	Supporting Disc 1,5 MM THICK	1	-,-	1	14
35	1 615 806 089	Hammer Pipe	1	-,-	1	45
38	1 615 190 064	Covering hood BLUE	1	-,-	1	27
39	1 610 290 024	Clutch Ring	1	-,-	1	21
41	1 613 124 036	Striker Pin	1	-,-	1	29
46	1 611 015 036	Sealing Frame	1	-,-	1	18
51	1 616 333 023	Crown Gear Z=37	1	-,-	1	46
53	1 610 190 023	Stop Disc	1	-,-	1	17

Item	Part Number	Description	Illustration	Price	Quantity	Price Group
54	1 610 101 014	Stop Disc		1	-,-	1 21
57	1 618 710 053	Striker		1	-,-	1 28
72	1 616 337 003	Eccentric Cog Wheel Z=35		1	-,-	1 47
75	1 615 132 059	Handle BLUE		1	-,-	1 26
80	1 617 233 025	Speed governor 100-120V		1	-,-	1 37
81	1 612 026 055	Switch-Pawl GRAY		1	-,-	1 21
84	1 612 025 019	Auxiliary Handle M8		2	-,-	1 19
85	1 618 040 056	index turning toolholder Ø 70 MM		2	-,-	1 17
86	1 613 490 001	T-Head Bolt M8x80 MM		2	-,-	1 21
87	1 611 316 008	Clamping Band Ø70 MM		2	-,-	1 22
94	1 610 119 007	Spring retaining ring		1	-,-	1 11
95	2 916 120 023	Sealing disk 14,4-6201 ZJV NILOS		1	-,-	1 15
96	2 916 660 024	Spring retaining ring 55x2MM, DIN 472		1	-,-	1 17
97	2 916 190 284	Shim ring DIN 988-45x55		1	-,-	1 10
98	1 610 101 622	Friction Washer 0,5 MM THICK		1	-,-	1 13
99	1 611 329 011	Holding Plate		1	-,-	1 19
99/99	1 610 190 030	Holding Plate		1	-,-	1 15
99/154	1 617 000 293	Holding Plate		1	-,-	1 24
101	1 610 210 094	O-Ring 20,0x3,0 MM		1	-,-	2 14
102	1 610 210 095	O-Ring 55,0x2,0 MM		1	-,-	1 11
103	1 610 210 100	O-Ring 27,0x1,5 MM		1	-,-	1 13
104	1 610 210 093	O-Ring 17,0x8,0 MM		1	-,-	1 11
105	1 610 210 096	O-Ring 21,0x3,5 MM		1	-,-	2 14
107	1 610 210 116	O-Ring 14,0x2,0 MM		1	-,-	1 11
108	1 900 210 103	O-Ring 8,0x1,5 MM		1	-,-	2 11
109	1 610 283 028	Rotary shaft lip seal DIN 3760-BS, Ø40x55x7 MM		1	-,-	1 18
110	1 610 116 003	Spring retaining ring		1	-,-	1 11
111	1 610 210 081	O-Ring 10,0x1,0 MM		1	-,-	1 15
112	1 610 210 090	Clamping Ring		1	-,-	1 18
113	1 610 328 013	Thrust ring		1	-,-	1 11
116	1 610 116 004	Spring retaining ring		1	-,-	1 11
117	1 610 119 008	Spring retaining ring		1	-,-	1 15
118	1 610 913 009	Needle-Roller Assembly		1	-,-	2 23
119	1 610 913 011	Needle-Roller Assembly Ø10 MM		1	-,-	1 19
121	1 610 905 014	Deep-Groove Ball Bearing		1	-,-	1 35
122	1 610 913 029	Needle-Roller Assembly		1	-,-	1 16
124	1 610 101 008	Thrust Bearing Disc 1,0 MM THICK		1	-,-	1 11
125	2 912 401 036	Tapping Screw DIN7981-ST4,8x25-C-Z		1	-,-	4 10
126	2 910 211 019	Tapping Screw DIN 7971-ST3,9x16-F		1	-,-	1 10
127	2 912 311 166	Oval-Head Screw DIN 7985-M5x30-8.8		1	-,-	2 10
128	2 910 211 037	Tapping Screw DIN 7971-BZ4,8x32		1	-,-	2 11
129	2 912 401 037	Tapping Screw DIN 7981-ST4,8x32C-Z		1	-,-	2 10
131	1 611 110 670	Manufacturer's nameplate		1	-,-	1 13
132	2 914 551 117	Microencapsulated Screw DIN 912-M 5x12-8.8		1	-,-	1 11
136	2 910 211 236	Tapping Screw DIN 7971-ST4,8x25-C		1	-,-	6 10
139	1 610 005 002	Felt Disc Ø39x15 MM		1	-,-	1 13
139	1 617 000 291	Retaining Bracket BLACK		1	-,-	1 15
148	1 610 102 633	Shim 0,3 MM THICK		1	-,-	1 13
148	1 610 102 627	Shim 0,2 MM THICK		1	-,-	2 13
149	1 612 388 021	Adapting Piece		1	-,-	1 13
149	1 612 388 021	Adapting Piece		1	-,-	1 13
750	2 605 438 314	Carrying Case		2	-,-	1 -
784	2 602 025 084	Auxiliary Handle Ø 70 MM, M8		2	-,-	1 -

Item	Part Number	Description	Illustration	Price	Quantity	Price Group
800	1 617 000 945	Clamp Handle BLACK	1	-,-	1	18
803	1 614 010 182	Armature 115-120V	1	-,-	1	47
808	1 601 106 032	Nameplate 26x52 MM	1	-,-	1	13
824	1 617 000 271	Cylindrical Roller	1	-,-	1	14
833	1 617 000 949	Control Fork	1	-,-	1	31
837	1 617 000 291	Retaining Bracket BLACK	1	-,-	1	15
840	1 617 000 811	Impact Mechanism Housing	1	-,-	1	40
842	1 614 336 009	Brush Holder	1	-,-	1	36
842/020	1 614 336 043	Brush Guide	1	-,-	2	15
842/040	1 617 014 122	Carbon-Brush Set	1	-,-	1	28
842/050	1 613 212 004	Rubber Buffer	1	-,-	2	15
842/080	2 912 401 005	Tapping Screw DIN7981-ST2,9x9,5C-Z	1	-,-	2	10
843	1 615 808 072	Bearing cover BLUE	1	-,-	1	29
845	1 617 000 962	Gear Housing	1	-,-	1	46
848	1 617 000 415	Clutch Sleeve	1	-,-	1	31
856	1 617 000 999	Hammer Piston	1	-,-	1	30
860	1 617 000 818	Spur Wheel Clutch	1	-,-	1	49
897	1 617 000 272	Wear and Tear Part Set	N/A	-,-	1	38
898	1 617 000 273	Wear and Tear Part Set	N/A	-,-	1	39

Illustration - Type E

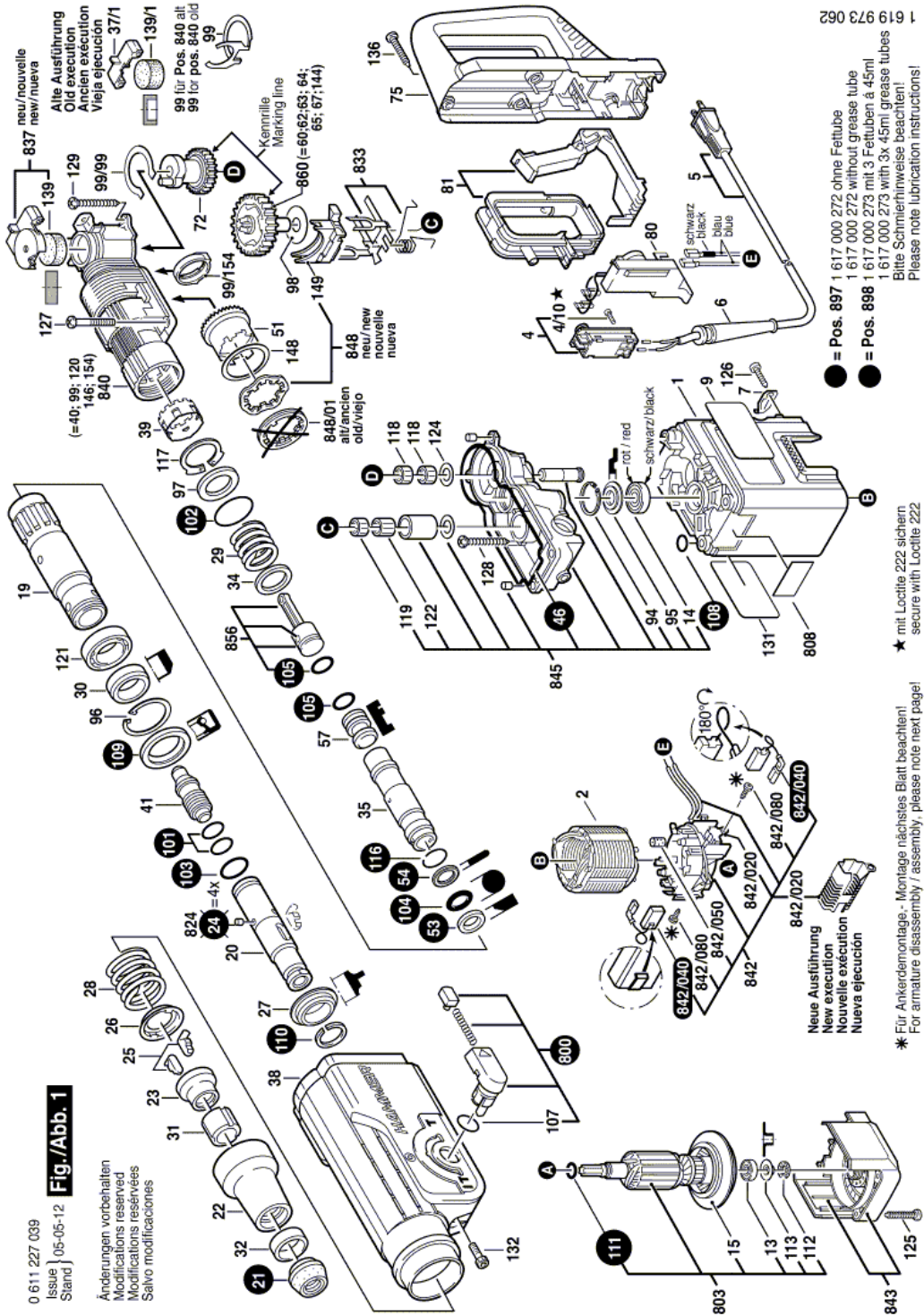
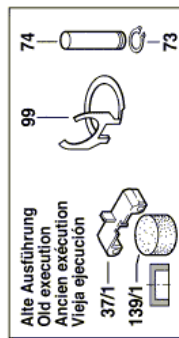
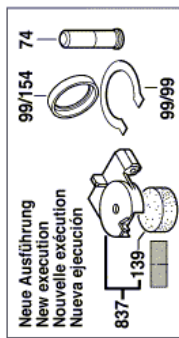
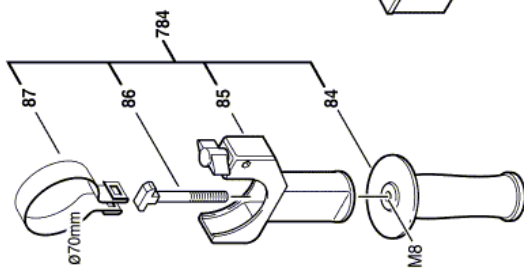


Illustration - Type E

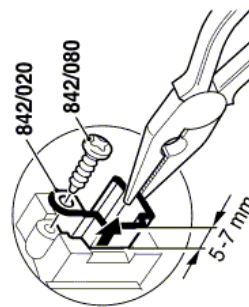
0 611 227 039
Issue
Stand 05-05-12

Fig./Abb. 2

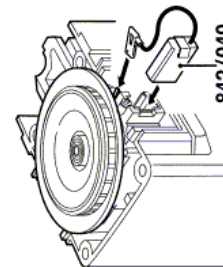


Änderungen vorbehalten
Modifications reserved
Modificaciones reservées
Salvo modificaciones

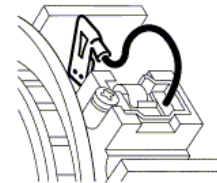
Vor Ankerdemontage- und Montage beide
Bürstenhalter 5-7 mm nach außen ziehen.
For armature disassembly and assembly
pull the brush holder 5-7 mm outwards.



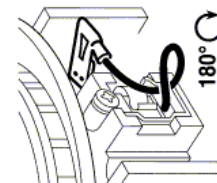
Nach der Ankermontage Bürstenhalter
nach innen drücken und festschrauben.
After armature assembly, press in the
brush holder and tighten the screw.



Kohlebürsten mit Flach-
stecker einsetzen.
Fit brushes and electrical
contact.



Litzen beider Kohlebürsten
um 180° drehen.
Turn both the Brush wires
180° as shown.



Information subject to change without further notice.