



BOSCH

Straight Grinders

----- | 0 602 228 285

Table of Content

Spare parts list.....	2
Illustration - Type.....	4

Spare parts list

Item	Part Number	Description
2	1 600 209 011	Seal Ring
3	1 604 229 204	Stator 220V/360HZ
4	1 600 502 005	Air-Deflector Ring
5	3 604 080 003	Rotor Without Winding
6	1 900 905 015	groove ball bearing 625-2Z DIN 625
7	3 600 210 039	O-Ring 12,0x2,25 MM
8	1 900 905 017	groove ball bearing 9x24x7
9	3 605 820 058	Bearing Flange
10	3 600 202 008	Intermediate Ring
11	3 600 099 004	Connection Housing
12/1	3 604 462 001	Elec. Cable W/Connection
13	3 600 703 011	Grommet Ø9,2-Ø12x120 MM
14	1 601 302 014	Fastening Clamp
15	3 605 500 074	Sealing cap
16	3 607 200 001	Switch
18/1	1 605 806 299	Spindle Bearing
19/1	1 603 523 072	Grinding Spindle
20/1	1 600 210 029	O-Ring 19,0x3,0 MM
21/1	1 600 910 011	Needle bearing
22/1	1 600 422 006	Guide Sleeve
23/1	1 900 905 025	Ball Bearing 9x26x8
24/1	3 603 344 059	Threaded Ring
25	1 600 320 028	Carrier
26	1 606 442 000	Carrier
27/1	1 605 703 049	Clamping-Flange Ø 26 MM
28	3 601 106 053	Nameplate
29	3 603 133 000	Grooved Nail
31	3 601 321 001	Clamping Saddle
32	3 600 150 006	Spring Washer Ø4,2 MM
33	2 910 110 120	Pan head screw DIN 85-AM4x10-MS
34	3 600 150 013	Disc Spring
35	2 910 021 116	Socket head cap screw DIN 84-AM4x6-8.8
36	2 910 141 136	Hex Socket Head Cap Screw 4x35-8.8 DIN 912-M
37	2 910 141 140	Hex Socket Head Cap Screw 4x45-8.8 DIN 912-M

Spare parts list

Item	Part Number	Description	
38	1 900 023 005	Woodruff Key	DIN 6888 3x5 ST60-2
40	1 600 101 645	Shim	0,5 MM THICK
42	3 600 250 007	Protective Ring	
43	1 601 110 358	Reference Plate	CAUTION
44	2 912 061 148	Set screw	M 5x6-DIN 916-45H
45	3 603 402 000	Set screw	
46	1 901 091 012	Socket-Terminal Strip	1x1,5 MM/2
47	3 603 342 009	Round Nut	
56	3 604 477 008	End Splice	
96	1 601 110 481	Manufacturer's nameplate	SHADOW SIDE
99	3 601 119 236	Reference Plate	
650	2 607 950 511	Single-Head Eng. Wrench	SW17
800	1 605 806 921	Gear Housing	
800/01	1 605 806 316	Spindle Bearing	
800/02	1 603 124 098	Grinding Spindle	
800/04	1 900 905 007	groove ball bearing	609-ZY DIN 625
800/06	1 600 550 007	Disc Spring	
800/07	1 600 700 018	Guide Sleeve	
800/08	1 600 101 015	Shim washer	
800/11	1 600 363 001	Threaded Bushing	
800/12	1 603 180 004	Eccentric Bolt	
800/13	1 600 202 019	Backup ring	
800/14	2 608 570 016	Collet	
801	3 605 102 028	Motor Housing	

Illustration - Type - E

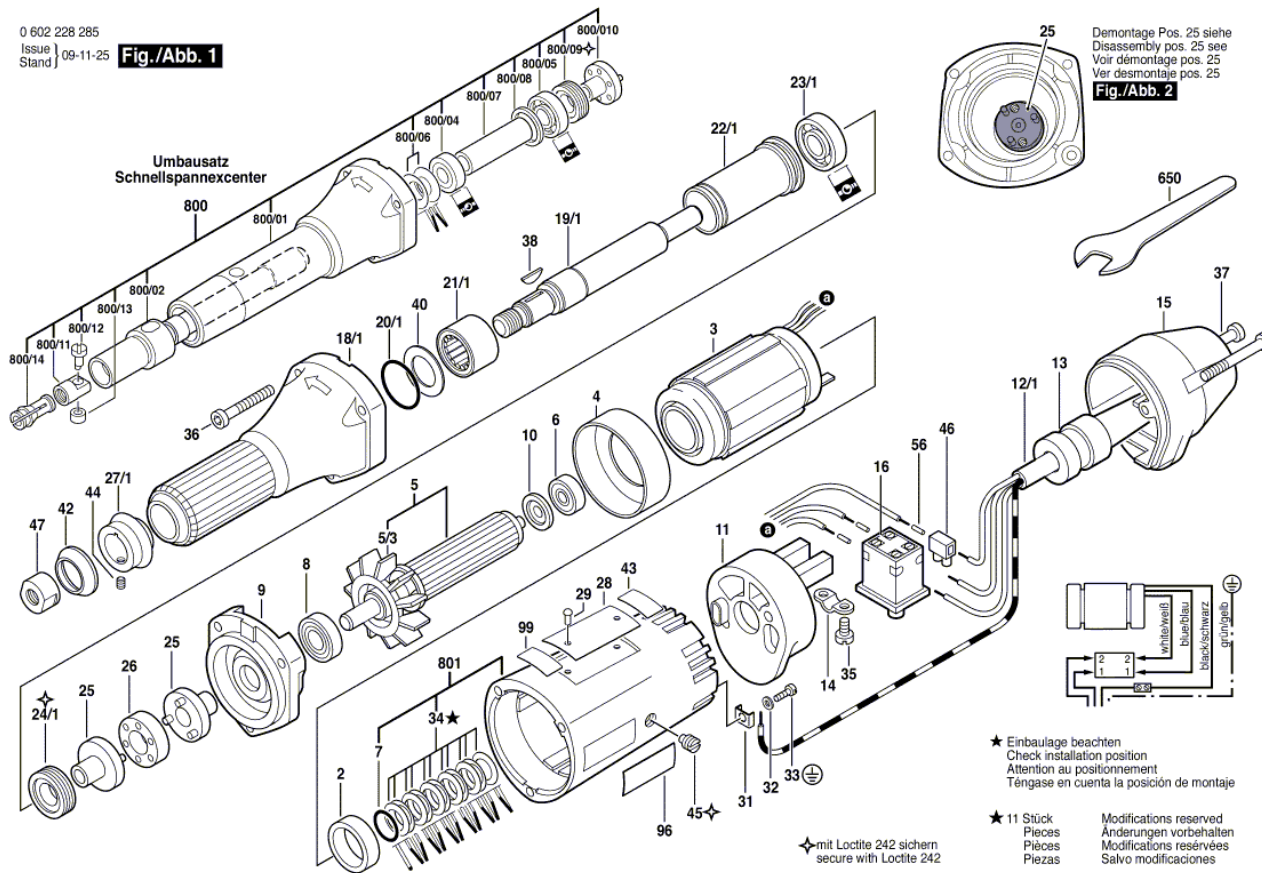
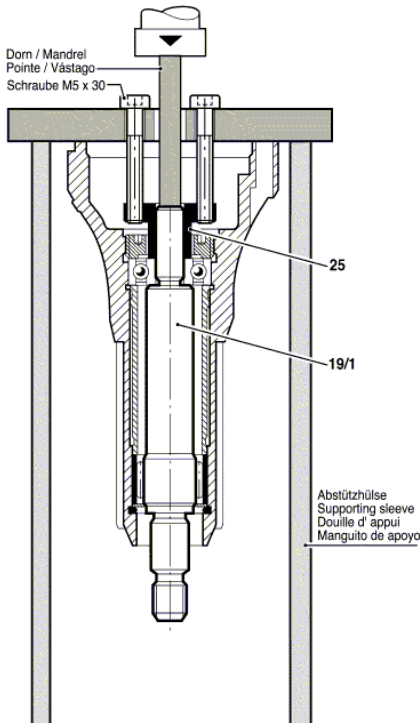


Illustration - Type - E

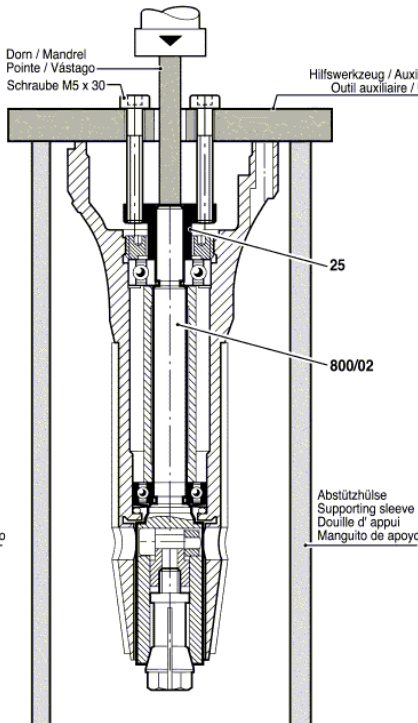
0 602 228 285
Issue | 09-11-25
Stand |

Fig./Abb. 2

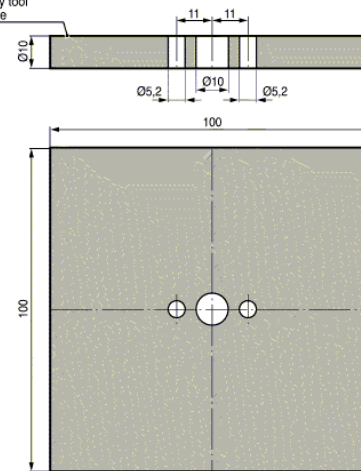
Demontage Pos. 25 / Disassembling pos. 25
Demontage pos. 25 / Desmontar pos. 25



Demontage Pos. 25 / Disassembling pos. 25
Demontage pos. 25 / Desmontar pos. 25



Hilfswerkzeug zum Selbstanfertigen
Auxiliary tool (for your own manufacture)
Outil auxiliaire (fabrication locale)
Utile (fabricación particular)



Maße in mm
Dimensions in mm
Cotes en mm
Medidas en mm

Änderungen vorbehalten
Modifications réservées
Modificaciones reservadas
Salvo modificaciones