

Item No	Type	Ref	Ref Part No	Description	Qty	Unit
1	1		188191-8	HOUSING SET - N/L/A	1	SET
		INC.	263005-3	RUBBER PIN 6	2	PC.
	2		188243-5	HOUSING SET	1	SET
		INC.	263005-3	RUBBER PIN 6	2	PC.
3			266130-9	TAPPING SCREW BIND PT 3X16	8	PC.
4	1		643812-4	* TERMINAL, BLACK	1	PC.
	2		643843-3	* TERMINAL, YELLOW	1	PC.
	3		643852-2	* TERMINAL	1	PC.
5			419041-9	F/R CHANGE LEVER	1	PC.
6	1		650564-0	* SWITCH TG553FSB-1	1	PC.
	2		650652-3	* SWITCH TG553FSB-1B	1	PC.
7			652045-0	+PAN HEAD SCREW M3.5X5	2	PC.
8	4		424375-7	* BUMPER	1	PC.
9	4		452439-7	* HAMMER CASE COVER	1	PC.
10	2		140171-2	* HAMMER CASE COMPLETE	1	PC.
11			261116-8	NYLON WASHER 18	1	PC.
13			322045-1	CLIP	1	PC.
14			268098-5	PIN 4 (FLAT HEAD)	1	PC.
		Opt.	323675-1	PIN 4 (ROUND HEAD)	1	PC.
15			324704-3	ANVIL	1	PC.
16			324703-5	HAMMER	1	PC.
17			216001-0	STEEL BALL 3.5	24	PC.
18			267175-0	FLAT WASHER 24	1	PC.
19	1		233478-4	* COMPRESSION SPRING 25	1	PC.
	2		234082-2	* COMPRESSION SPRING 25	1	PC.
	3		234223-0	* COMPRESSION SPRING 25	1	PC.
	4		234337-5	* COMPRESSION SPRING 25	1	PC.
20			267766-7	CUP WASHER 14	1	PC.
21			216011-7	STEEL BALL 5.6	2	PC.
22	1		227027-7	* SPUR GEAR 22 - N/L/A	2	PC.
	2		227233-4	* SPUR GEAR 22	2	PC.
23			324220-5	SPINDLE	1	PC.
24			256253-1	PIN 5	2	PC.
25			267212-0	FLAT WASHER 12	1	PC.
26			227150-8	INTERNAL GEAR 51	1	PC.
27			213507-9	O RING 40	1	PC.
28			158145-9	BEARING BOX COMPLETE	1	PC.
		INC.	211140-1	BALL BEARING 6901LLB	1	PC.
29			638495-3	YORK UNIT	1	PC.
30	1		619194-6	ARMATURE	1	PC.
	2		619253-6	ARMATURE	1	PC.
	3		619375-2	ARMATURE	1	PC.
31	1		194427-5	CARBON BRUSH CB-440, 2PCS/SET, W/O ORIGIN - N/L/A	1	SET
	2		195021-6	CARBON BRUSH CB-440 2PC/SET, W/ ORIGIN	1	SET
	3		196855-0	CARBON BRUSH CB-448 2PC/SET, W/ ORIGIN	1	SET
32			638498-7	BRUSH HOLDER COMPLETE	1	PC.
33			263032-0	RUBBER PIN 4	2	PC.
34			418981-8	REAR COVER	1	PC.
35			266130-9	TAPPING SCREW BIND PT 3X16	2	PC.
36			631693-8	LIGHT CIRCUIT	1	PC.
37			810292-1	CAUTION LABEL	1	PC.
40			251314-2	+ SCREW M4X12	1	PC.
41			424026-2	CUSHION	1	PC.
42			263036-2	RUBBER PIN 5	1	PC.
43			268184-2	PIN 1.5	1	PC.

Item No	Type	Ref	Ref Part No	Description	Qty	Unit
<b>ACCESSORIES</b>				<b>- See catalogue or visit <a href="http://www.makita.ca">www.makita.ca</a> for more accessories information -</b>		
A01	1		DC18RA	CHARGER DC18RA	1	PC.
	2		DC18RC	CHARGER DC18RC	1	PC.
A02			194205-3	18V LI-ION BATTERY BL1830	1	PC.
A03			824753-5	PLASTIC CARRYING CASE	1	PC.
		INC.	324207-7	SHAFT	1	PC.
		INC.	413098-2	PLATE	4	PC.
		INC.	417724-5	LATCH	2	PC.
		INC.	419215-2A	PLASTIC CASE LID, TAB TYPE	1	PC.
		INC.	419216-0	HANDLE	1	PC.
	2		141205-4	PLASTIC CASE COMPLETE F/ DC18RC	1	PC.
		INC.	324207-7	SHAFT	1	PC.
		INC.	413098-2	PLATE	4	PC.
		INC.	417724-5	LATCH	2	PC.
		INC.	419215-2A	PLASTIC CASE LID, TAB TYPE	1	PC.
		INC.	419216-0	HANDLE	1	PC.
A04	1		324705-1	HOOK F/ BL1430, BL1830	1	PC.
	2		346449-3	* HOOK F/ BL1430, BL1830	1	PC.
A05			450128-8	BATTERY COVER	1	PC.
A06			194649-7	BATTERY PROTECTOR (F/ BL1430, BL1830)	1	PC.
A07			134874-8	EXTENSION BAR 1/2" DRIVE	1	PC.
A08			134873-0	B/T ADAPTOR 1/2" DRIVE BIT	1	PC.
A09			134877-2	UNIVERSAL JOINT 1/2" - LARGE	1	PC.
A10			194485-1	FLAT PIN 4 SET (See Instruction Manual 194485-1)	1	PC.
		INC.	268098-5	PIN 4 (FLAT HEAD)	1	PC.
		INC.	322045-1	CLIP	1	PC.
		INC.	345842-8	HOOK (Not available as an individual part)	1	PC.

**SERVICE CHANGES**

**1. Changes on Hammer Case, Bumper**

(T/I# 81628)

(T/I#83269)

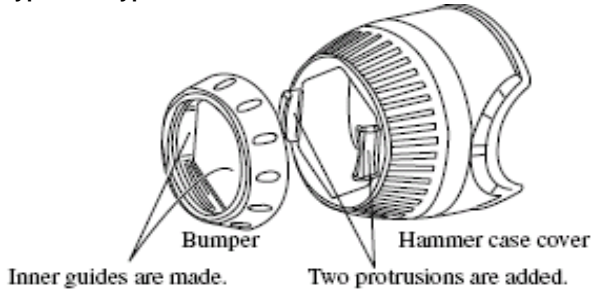
(T/I#84119)

(T/I# 89111)

Item No.	Description	Type 1	Type 2	Type 3	Type 4
8	Bumper	421964-9	424155-1 (Green > Blue)		424375-7
9	Hammer Case Cover	419514-2	450808-6	451361-5	452439-7
10	Hammer Case Com.	158144-1		140171-2	

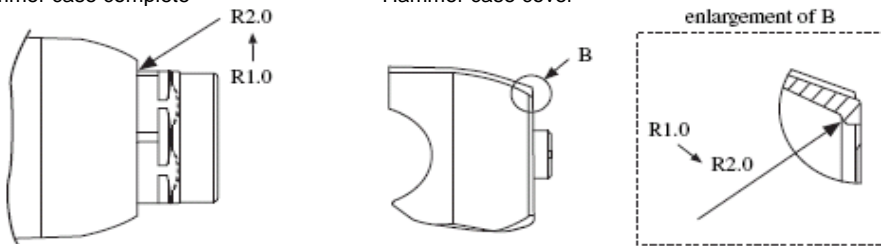
Above parts are completely interchangeable as a set.

**Type 1 >> Type 2**

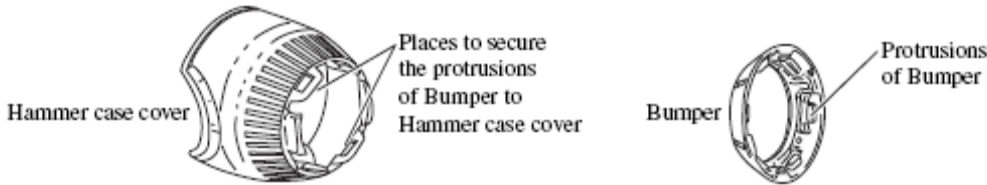


**Type 2 >> Type 3**

Hammer case complete



**Type 3 >> Type 4**



**2. Changes on Spur gear and compression spring**

(T/I# 81503)

(T/I# 90796)

(T/I#A2541)

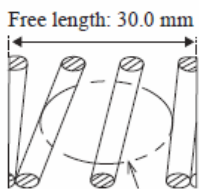
Item No.	Description	Type 1	Type 2	Type 3	Type 4
19	Compression spring 25	233478-4 (Gold)	234082-2 (Brown)	234223-0 (Silver)	234337-5 (Navel)
22	Spur gear 22	227027-7	227233-4		

Above parts are completely interchangeable as a set.

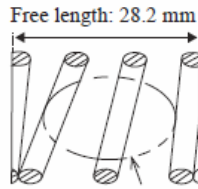
(T/I#A2541)

Type 3

Type 4



Silver paint marking(234223-0)



Navel paint marking(234337-5)

### 3. Changes on Switch, Terminal and Housing Set (Battery Protection Circuit)

(T/l# 84038) (T/l# 91081)

Item No.	Description	Type 1	Type 2	Type 3
4	Terminal	643812-4	643843-3	643852-2
6	Switch	650564-0		650652-3

Above parts are completely interchangeable as a set.

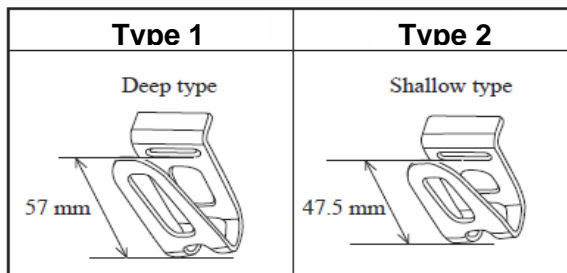
#### Service Note:

- Use TYPE 3 parts for repair of the models manufactured on or after July 2011 with using Yellow lead wire between Switch and Terminal.
- Use TYPE 2 (or TYPE 1) parts for repair of the models manufactured before July 2011 without using Yellow lead wire between Switch and Terminal.

**\*\* See Technical Information #91081 for Wiring Diagram Change**

### 4. Changes on Hook

Item No.	Description	Type 1	Type 2
A04	Hook	324705-1	346449-3



### 5. Changes on Armature

(T/l# 84742)

(T/l# A7514)

Item No.	Description	Type 1	Type 2	Type 3
30	Armature	619194-6	619253-6	619375-2

Type 2

Type 3

