

OL3213\$

REFERENCE DRAWINGS

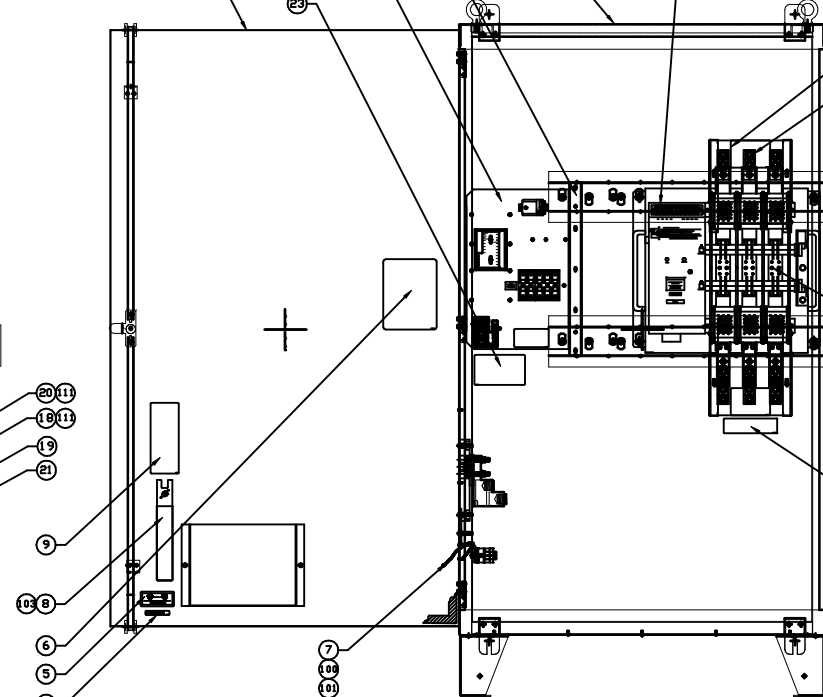
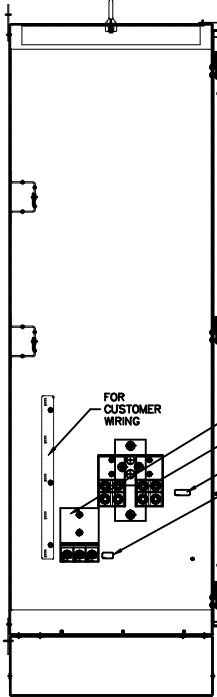
- OL3237 INTECONNECTION DIAGRAM 6-800A
- OL3245 SD / VD 600-800A 1PH
- OL3238 INSTALLATION DRAWING
- OL3204 MANUAL
- \* OL3250 HARNESS- 1Ø

\* NOT SHOWN

SEE PAGE 2 (DETAIL 'C')  
FOR WIRE DUCT CUT LIST  
(13)(32)(31)

SEE PAGE 2 (DETAIL 'B')  
FOR SUBPLATE ASSY.  
(13)(12)(22)

SEE PAGE 2 (DETAIL 'A')  
FOR DOOR DECAL LOCATION  
(20)(11)



JUMPERS

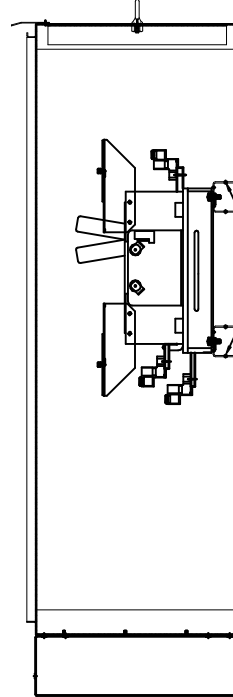
REF. ONLY TERMINAL BLOCK ON TRANSFER SW. JUMPERS FROM HARNESS

(13)(14)(15)(16)(19)(20)

(11)(17)(18)(19)

MOUNTING (600A)  
TORQUE TO 360 IN.-LBS.

MANUFACTURING NOTES:



ITEM #	PART #	REV #	DESCRIPTION	QTY
1	0J091	1	ENCL. NEMA 3R 30360230 RTS	--
2	REF. MODEL	1	DECAL. RTS TRANSFER SWITCH 3R	--
3	0P9882	1	DECAL.-LIVE CIRCUIT	--
4	0E0994	1	DECAL.-ENCLOSURE NITE NEMA 3R	--
5	0E1494	1	DECAL.-UL CONTROL PANEL ENCL.	--
6	0J095	1	DECAL. RTS TEST SEQUENCE 600A	--
7	0P988190	1	ASSY WIRE #1 1Ø 00<GROUND WIRE>	--
8	078154	REF.	MAN. WIRE #1 600V UNSUPPLIED 1/200	--
9	074525	1	DECAL. MANUAL OPERATION	--
10	078111	1	0P989 600A 3P UN600V	--
11	089459	9	LAG SUB. 500-11X1 3/32 AL/CU	--
12	074399A	2	CVR EYE 1Ø 600A 3P	--
13	074351	2	CVR BRKT 600-1600A RH	--
14	074351A	2	CVR BRKT 600-1600A LH	--
15	045396	4	KNB COVER 1Ø 3-200A	--
16	0E0808	2	DECAL. TERMINAL SHOCK HAZARD	--
17	064310	1	DECAL.-TERMINAL NOTE	--
18	080700	1	ASSY NEUTRAL. BLK 600-1000A ATS	--
19	044957	1	DECAL. NEUTRAL	--
20	065884	1	ASSY GRD. TERM 1600-2600A	--
21	067810A	1	DECAL. GND	--
22	0J09080514	1	SUB-PLATE RTS 600-800A	--
23	REF. MODEL	1	PLATE DATA - RTS	--
24	063617	1	RELAY PNL 1ØVDC DPDT 1Ø480V0VA	#
25	038896	1	FUSELOCK 3ØA 600V EPMS 1/250	#
26	038772	1	FUSELOCK 3ØA 600V 3ØMS 1/250	#
27	075990A	9	FUSE SA X BUSS	--
28	0307997	1	TERM BLK 3P UL 1Ø-200AG	#
29	094787	1	DECAL. CUSTOMER CONN. RTS	--
30	054199	1	DECAL. DANGER HIGH VOLTAGE	--
31	094472	FT	DUCT WIRING 1X1.5 (3Ø+E 750FT)	#
32	094478A	FT	CONDR WIRE DUCT 1 IN (3Ø+E 750FT)	#
33	076685	4	TIE-RAP KEYST FIB TREE (CEILED)	#
34	OL3250	1	WIRE HARNESS 600-800A NSE 1/2ACH	#
35	0E44190	1	DECAL. FUSE RATING SA 600V	--
36	047774	1	DECAL. NEC COMPLIANCE	--
37	047270	1	CHANNEL SWPTRACK 7/8 X 1Ø1.2	--
38	OL3183	1	ASSEMBLY SMART AC MODULE	--

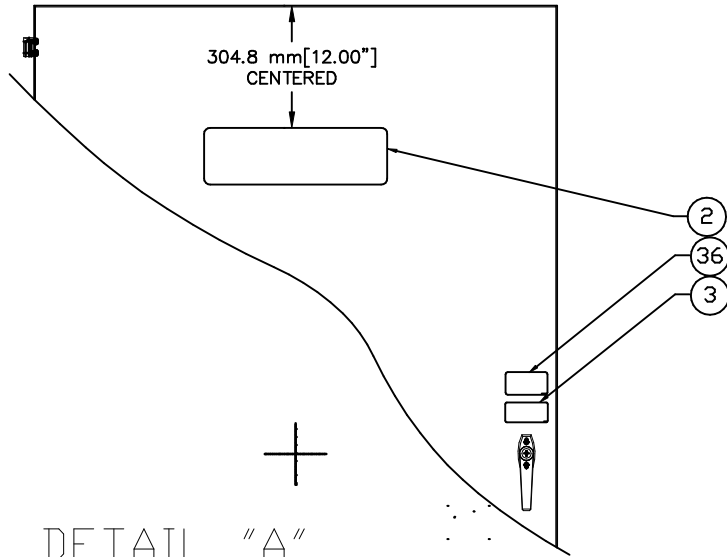
# DESIGNATES ITEMS STRUCTURED IN WIRE HARNESS (NOT SHOWN)

GENERIC PART NUMBER	DESCRIPTION	ITEM #	ITEM #
OL3213	ASSEMBLY 600A NSE	0K1098	0K1799N
OL3213A	EXPLODED VIEW DRAWING	N/A	N/A
OL3213B	ASSEMBLY 600A NSE	0K1274	0K1799X

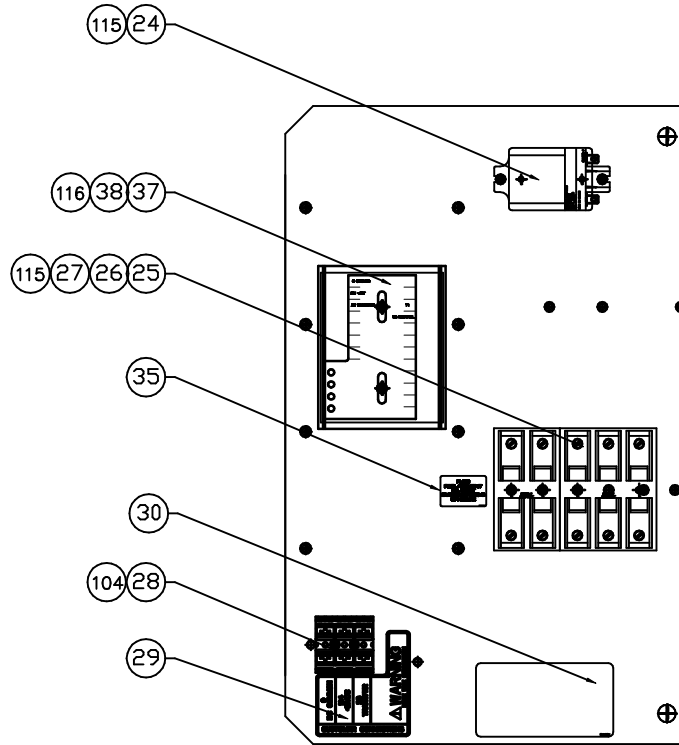
SHEET 1 OF 2

100% OF ALL DIMENSIONS TO BE SHOWN UNLESS OTHERWISE SPECIFIED. DIMENSIONS TO BE SHOWN UNLESS OTHERWISE SPECIFIED.		DO NOT SCALE UNLESS OTHERWISE SPECIFIED.		SEE NOTES	
AV 600A RTS NEMA 3R W/SMART AC MOD.		GOW 08/30/18 N/A N/A		2015 SACH	
OL3213\$		1 - 5		2015 SACH	

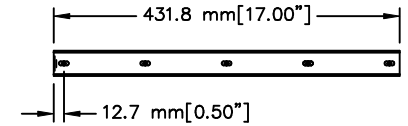
OL3213\$



DETAIL "A"  
DOOR-FRONT  
DECAL LOCATION  
SCALE 1.5X



DETAIL "B"  
SUB-PLATE  
SCALE 4.0X



DETAIL "C"  
WIRE DUCT  
SEE ENGRG. FOR CUT LIST  
SCALE 2.0X

SEE SHEET ONE (1) FOR ECO

<p>DO NOT SCALE ALL DIMENSIONS AND NOTES ARE TO BE BASED ON THE ORIGINAL DRAWING UNLESS OTHERWISE NOTED</p>		<p>REVISIONS</p> <table border="1"> <tr> <th>NO.</th> <th>DATE</th> <th>DESCRIPTION</th> </tr> <tr> <td> </td> <td> </td> <td> </td> </tr> </table>		NO.	DATE	DESCRIPTION				<p>PROJECT TITLE <b>AV 600A RTS NEMA 3R W/SMART AC MOD.</b></p> <p>GENERAL SEE NOTES</p> <p>DATE 10/30/18</p> <p>BY GDW</p> <p>SCALE 1 = 5</p>		<p><b>SHEET 2 OF 2</b></p> <p>GENERAC POWER SYSTEMS Waukesha WI, USA</p> <p>DATE 10/30/18</p> <p>BY GDW</p> <p>SCALE 1 = 5</p> <p>2015 SACH</p> <p><b>OL3213\$</b></p>	
NO.	DATE	DESCRIPTION											

1	2	3	4	5	6	7	8
---	---	---	---	---	---	---	---