

OK9477\$

REFERENCE DRAWINGS

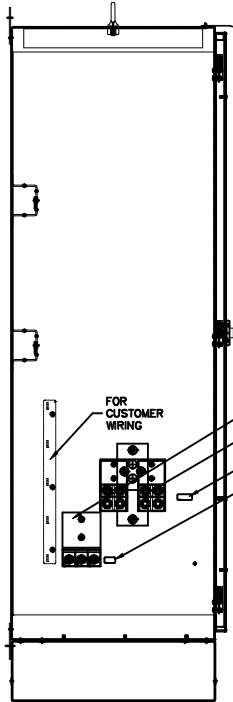
OK9489 INTECONNECTION DIAGRAM 6-800A
 OK9495 SD / WD 600-800A 1PH
 OK9488 INSTALLATION DRAWING
 OK9473 MANUAL
 * OK9500 HARNESS- 1Ø

* NOT SHOWN

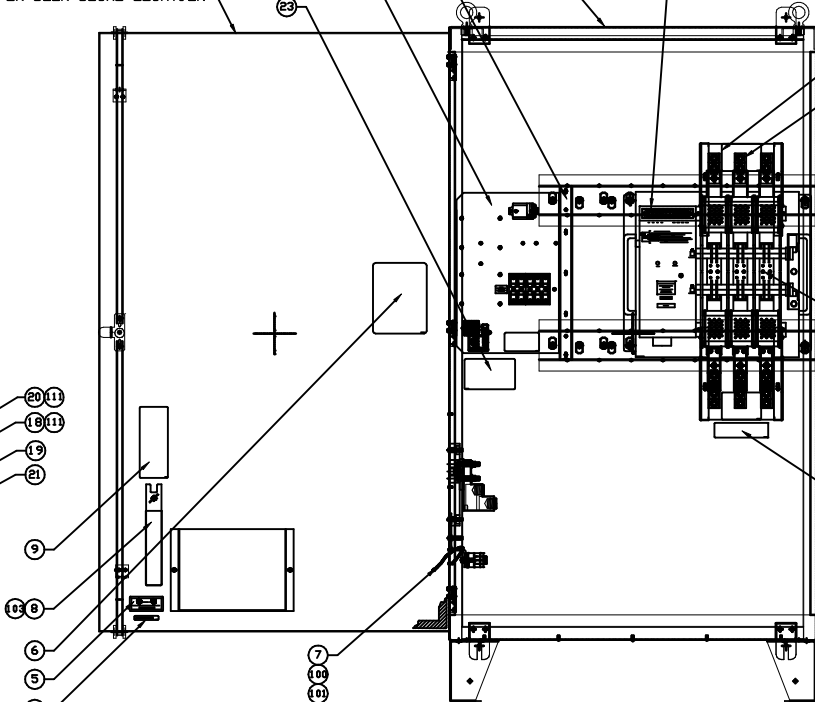
SEE PAGE 2 (DETAIL 'C')
 FOR WIRE DUCT CUT LIST

SEE PAGE 2 (DETAIL 'B')
 FOR SUBPLATE ASSY.

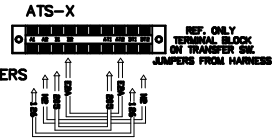
SEE PAGE 2 (DETAIL 'A')
 FOR DOOR DECAL LOCATION



LEFT SIDE VIEW

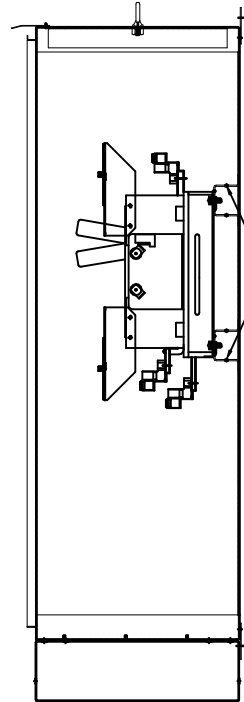


FRONT VIEW



REF. ONLY
 TERMINAL BLOCK
 ON TRANSFER SHE.
 JUMPERS FROM HARNESS

MOUNTING (600A)
 TORQUE TO 360 IN.-LBS.
 MANUFACTURING NOTES:



RIGHT SIDE VIEW

ITEM #	PART #	DESCR	QTY	UNIT	DESCRIPTION	SYL
1	04901	ENCL. NEMA 3R 3646X260 RTS	1			
2	REF. MODEL	DECAL. RTS TRANSFER SWITCH 3R	1			
3	090826	DECAL-LIVE CIRCUIT	1			
4	062994	DECAL-ENCLOSURE NOTE NEMA 3R	1			
5	068484	DECAL-UL CONTROL PANEL ENCL.	1			
6	04905	DECAL. RTS TEST SEQUENCE 600A	1			
7	09040190	ASSY WIRE 60 12 00' (GROUND WIRE)	1			
8	072164	REF. MLC. NMB. 6-1680A UNSUPPLIED W/SD	1			
9	074385	DECAL. MANUAL OPERATION	1			
10	072111	1 ØRSW 600A 3P UNGROUND	1			
11	080438	LLG SLB.SS 500-Ø113/32 AL/CU	1			
12	074349A	ØSV CWR 1W 600A 3P	2			
13	074351	CWR BRKT 600-1600A RH	2			
14	074351A	CWR BRKT 600-1600A LH	2			
15	063986	4 KNOB, COVER HOLD-DOWN	4			
16	063869	DECAL. TERMINAL SHOCK HAZARD	2			
17	064310	DECAL-TERMINAL NOTE	1			
18	060700	ASSY NEUTRAL BLK 600-1680A ATS	1			
19	060457	DECAL. NEUTRAL	1			
20	060584	ASSY ØRS. TSK. 1600-Ø600A	1			
21	067210A	DECAL., GND	1			
22	069080514	SUB-PLATE RTS 600-800A	1			
23	REF. MODEL	PLATE DATA - RTS	1			
24	062817	RELAY PMS 1ØVDC 3ØPT 1ØABØ4ØVA	1			
25	062806	FUSE/BLK 3ØA 600V 3ØDS 1/ØØ	1			
26	062872	FUSE/BLK 3ØA 600V 3ØDS 1/ØØ	1			
27	072290A	FUSE 5A X BUSS	5			
28	067390T	TERM BLK 3P UL 12-ØØAWG	1			
29	064908	DECAL. CUSTOMER CHNKL	1			
30	054199	DECAL. DANGER HIGH VOLTAGE	1			
31	061472	FT. DUCT W/ØING 1Ø1.5 CSP 48 7ØØFT2	1			
32	091475A	FT COVER WIRE DUCT 1 IN CSP 48 7ØØFT2	1			
33	066685	4 TIE-WRAP MOUNT FØR TRØE (STYLED)	4			
34	060580	WIRE HARNESS RTS 1 ØVDC	1			
35	0644195	DECAL. FUSE RATØING 5A 600V	1			

* DESIGNATES ITEMS STRUCTURED IN WIRE HARNESS (ØIT SHØW)

GENERAC PART NUMBER	DESCRIPTION	ITEM #	ITEM #
OK9477	ASSEMBLY 600A NEM-SE	ØK1098	ØK17998
ØK9477A	EXPLODED VIEW DRAWING	N/A	N/A
ØK9477B	ASSEMBLY 600A NEM-SE	ØK1Ø72	ØK17998

SHEET 1 OF 2

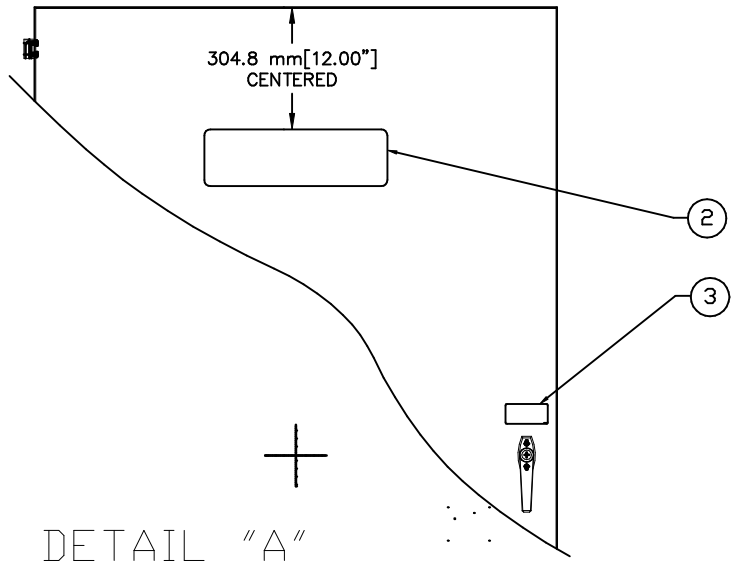
1.0314 "A" RELEASED FOR PRODUCTION
 07.20.15 K-1840-B 04/2015 1776 0288A 06 02/16

DO NOT SCALE
 SEE NOTES
 DATE: 10/15/14
 BY: N/A
 CHECKED: N/A

AV 600A RTS
 NEMA 3R
 SEE NOTES
 DATE: 10/15/14
 BY: N/A
 CHECKED: N/A

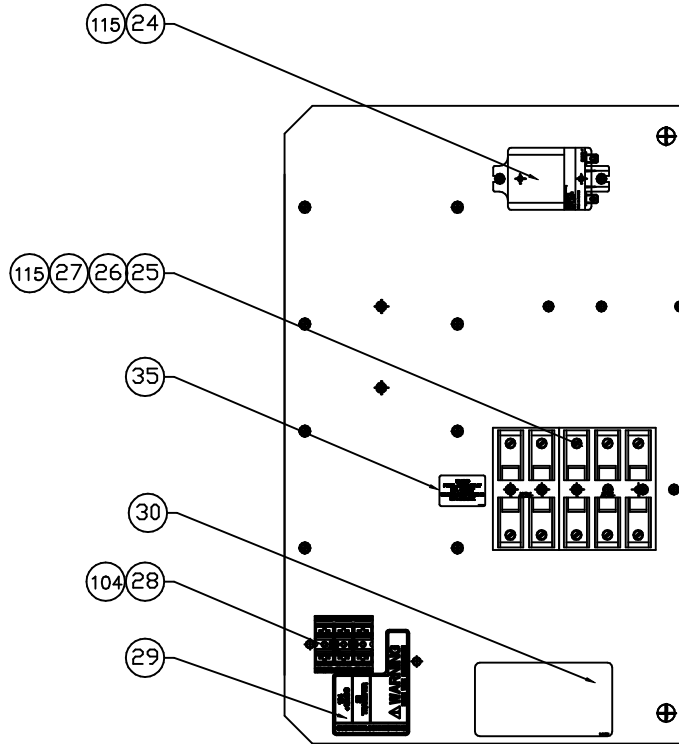
GENERAC POWER SYSTEMS
 0K9477\$.DWG
 1 - 5
 2014 RTS
 0K9477\$

OK9477\$



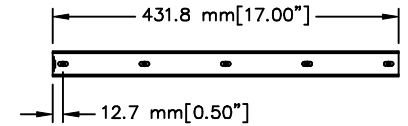
DETAIL "A"

DOOR-FRONT
DECAL LOCATION
SCALE 1.5X



DETAIL "B"

SUB-PLATE
SCALE 4.0X



DETAIL "C"

WIRE DUCT
SEE ENGRG. FOR CUT LIST
SCALE 2.0X

<small>Check the also contains Equipment/View Services Drawings.</small>		<small>DO NOT SCALE THIS DRAWING AND THEY WILL NOT MATCH THE ASSEMBLY DRAWING UNLESS SPECIFICALLY NOTED OTHERWISE</small>		<small>AV 600A RTS NEMA 3R</small>		<small>GENRAC POWER SYSTEMS Waukegan, IL OK9477\$.DWG</small>	
<small>SEE SHEET ONE (1) FOR ECD</small>		<small>SEE NOTES</small>		<small>GDW 10/18/14</small>		<small>2014 RTS</small>	
				<small>N/A N/A</small>		<small>1 - 5</small>	
				<small>OK9477\$</small>		<small>B</small>	

SHEET 2 OF 2

1	2	3	4	5	6	7	8
---	---	---	---	---	---	---	---